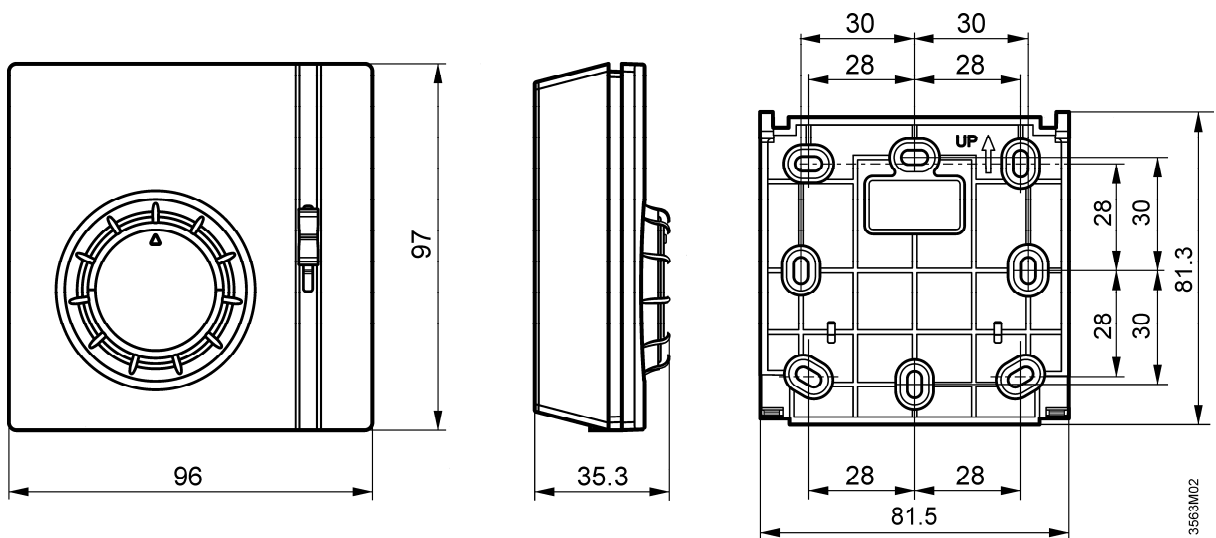
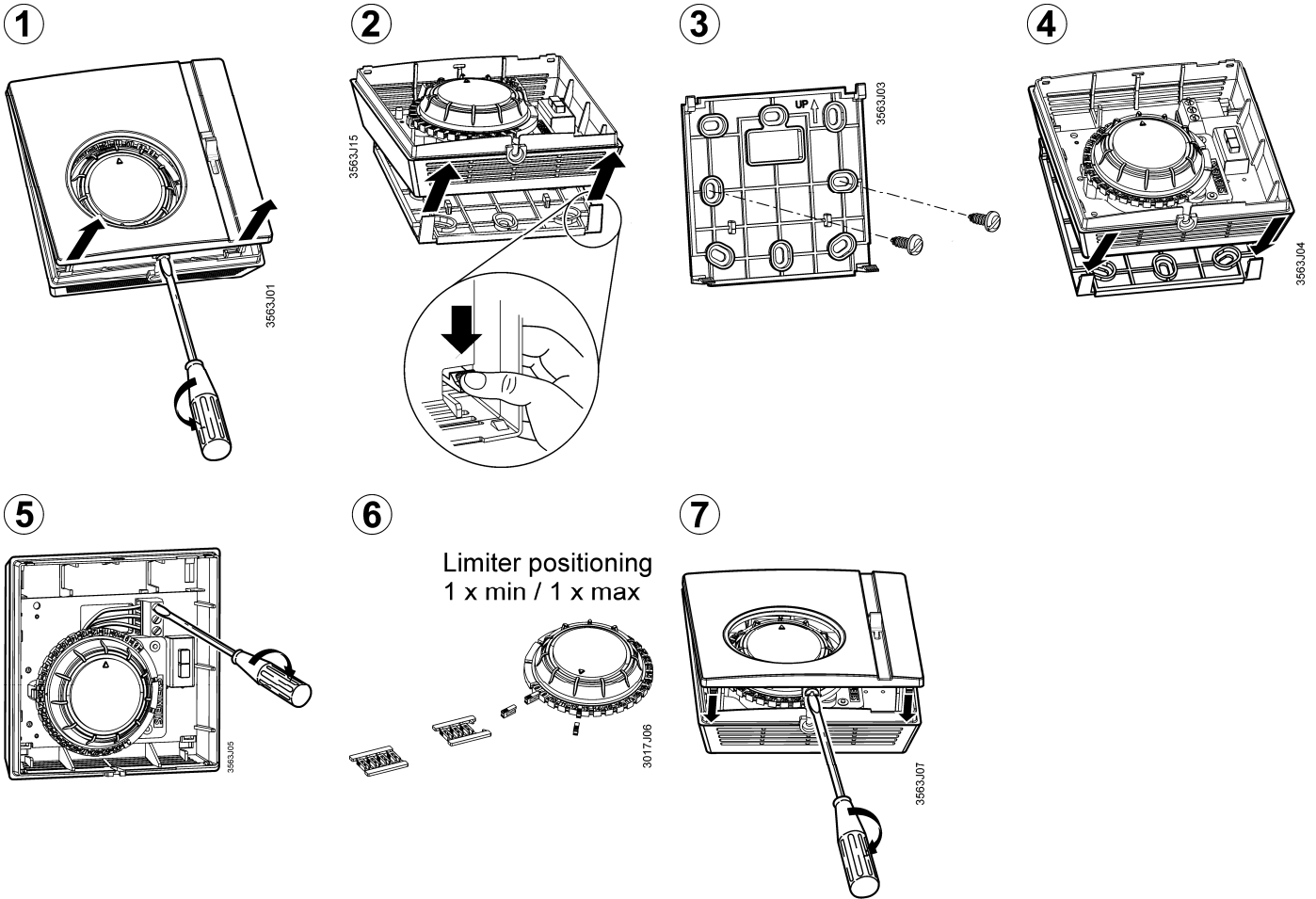


de Installationsanleitung
en Installation Instructions
fr Instructions d'installation
it Istruzioni di montaggio
nl Installatie-aanwijzing
zh 安装说明书

es Instrucciones de montaje
pt Instruções de montagem
sv Installationsanvisning
fi Asennusohje
da Installationsvejledning

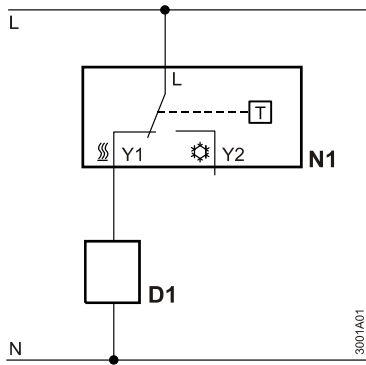
el Οδηγίες Εγκατάστασης
sk Návod na montáž
cs Montážní list
pl Instrukcja montażu
hu Telepítési leírás

RAA...

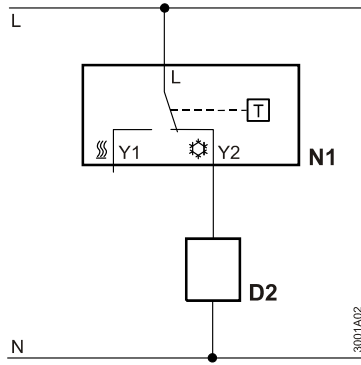


Dimensios in mm

RAA11 / RAA21



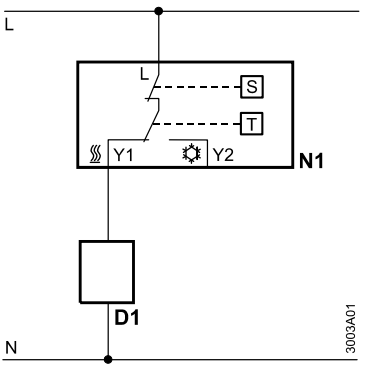
RAA11 / RAA21 - Heating mode



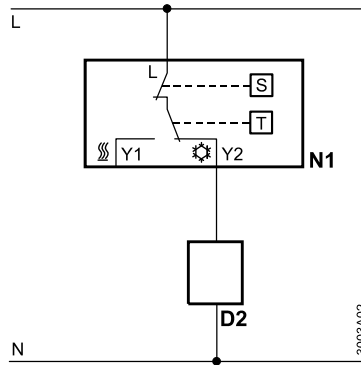
RAA1 / RAA21 - Cooling mode

- D1 Zone valve or thermal valve for heating
- D2 Zone valve or thermal valve for cooling
- L Switching voltage
AC 24...250V
- N1 Room thermostat
- Y1 Control output
"Heating", AC 24...250V
- Y2 Control output
"Cooling", AC 24...250V
- N Neutral
- T Thermostat element
(gas-filled diaphragm)

RAA31



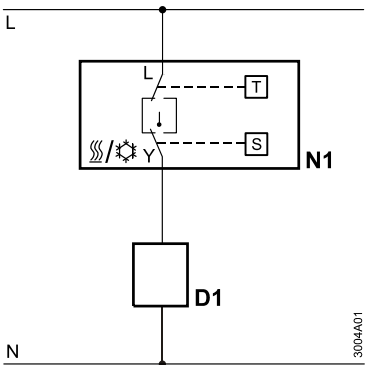
RAA31 - Heating mode



RAA31 - Cooling mode

- D1 Zone valve or thermal valve for heating
- D2 Zone valve or thermal valve for cooling
- L Switching voltage
AC 24...250V
- N1 Room thermostat
- S ON/OFF switch
- Y1 Control output
"Heating", AC 24...250V
- Y2 Control output
"Cooling", AC 24...250V
- N Neutral
- T Thermostat element
(gas-filled diaphragm)

RAA41



- D1 Zone valve or thermal valve for heating
- L Switching voltage
AC 24...250V
- N1 Room thermostat
- S Selector for Heating / OFF / Cooling
- Y Control output
"Heating", AC 24...250V
- T Thermostat element
(gas-filled diaphragm)